



BNY Mellon International Small Cap Fund

FACT SHEET
Mar 31, 2022

Class A **DYAPX** Class C **DYCPX** Class I **DYIPX** Class Y **DYYPX**

Goal/Approach

The fund seeks long-term growth of capital. To pursue its goal, the fund normally invests at least 80% of its net assets, plus any borrowings for investment purposes, in common stocks and other equity securities of small-cap foreign companies. The fund considers foreign companies to be those companies organized or with their principal place of business, or majority of assets or business, in countries represented in the S&P® Developed Ex-U.S. Small Cap Index, the fund's benchmark.

CUSIP

Class A 09661F875
Class C 09661F883
Class I 09661F800
Class Y 09661F701

Assets for the Fund

\$40,971,884

Holdings²

148

Dividend Frequency

Annually

Morningstar Category

Foreign Small/Mid Blend

Lipper Category

International Small/Mid-Cap Growth

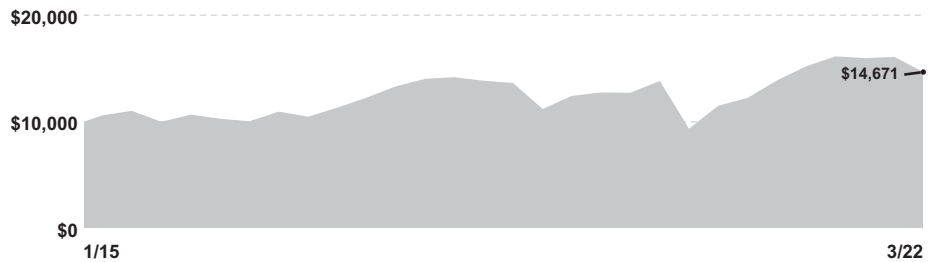
Sub-Adviser



Investment Adviser
BNY Mellon Investment Adviser, Inc.

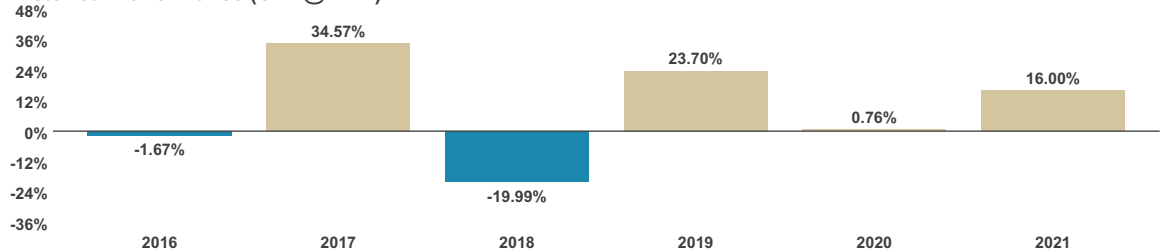
Growth of a \$10,000 Investment¹

A hypothetical \$10,000 investment in the fund's Class A shares on 1/30/15 would have been worth \$14,671 on 3/31/22.



This does not reflect the 5.75% maximum front-end sales load applicable to Class A shares which, if reflected, would have lowered performance. Assumes reinvestment of dividends and capital gains. Performance for the fund's other share classes would vary.

Historical Performance (CL.I @ NAV)³



Average Annual Total Returns (3/31/22)¹

Share Class/Inception Date	3 M	YTD	1 Yr	3 Yr	5 Yr	Inception
Class A (NAV) 01/30/15	-8.81%	-8.81%	-3.52%	5.70%	5.30%	5.50%
Class A (5.75% max. load)	-14.06%	-14.06%	-9.08%	3.63%	4.06%	4.63%
Class C (NAV) 01/30/15	-9.05%	-9.05%	-4.27%	4.88%	4.53%	4.72%
Class C (1.00% max. CDSC)	-9.96%	-9.96%	-5.16%	4.88%	4.53%	4.72%
Class I (NAV) 01/30/15	-8.80%	-8.80%	-3.33%	5.92%	5.57%	5.77%
Class Y (NAV) 01/30/15	-8.80%	-8.80%	-3.32%	5.97%	5.62%	5.81%
S&P/Developed ex US Small Cap Index ⁴	-8.07%	-8.07%	-3.34%	9.13%	7.53%	-

The performance data quoted represents past performance, which is no guarantee of future results. Share price and investment return fluctuate, and an investor's shares may be worth more or less than original cost upon redemption. Current performance may be lower or higher than the performance quoted. Performance for periods less than 1 year is not annualized. Go to im.bnymellon.com for the fund's most recent month-end returns. The net expense ratio(s) reflect a contractual expense reduction agreement through 3/1/2023, without which, the returns would have been lower. Total Expense Ratios: Class A 1.60%, Class C 2.18%, Class I 1.20%, Class Y 1.12%. Net Expense Ratios: Class A 1.25%, Class C 2.00%, Class I 1.00%, Class Y 1.00%. Not all classes of shares may be available to all investors or through all broker-dealer platforms.

¹Investors should consider, when deciding whether to purchase a particular class of shares, the investment amount, class restrictions, anticipated holding period and other relevant factors. ²Portfolio composition is as of 3/31/2022 and is subject to change at any time. ³Performance figures may reflect reimbursements or fee waivers, without which the performance would have been lower. ⁴Source: FactSet. The S&P Developed Ex-U.S. SmallCap Index comprises the stocks representing the lowest 15% of float-adjusted market cap in each developed country excluding the U.S. It is a subset of the S&P Global BMI, a comprehensive, rules-based index measuring global stock market performance. Investors cannot invest directly in any index.

"Newton" and/or the "Newton Investment Management" brand refers to Newton Investment Management Limited. Newton is incorporated in the United Kingdom and is authorized and regulated by the Financial Conduct Authority in the conduct of investment business. Newton is registered with the U.S. Securities and Exchange Commission (SEC) as an investment adviser. Newton is a subsidiary of The Bank of New York Mellon Corporation.

Not FDIC-Insured. Not Bank-Guaranteed. May Lose Value.

BNY Mellon International Small Cap Fund

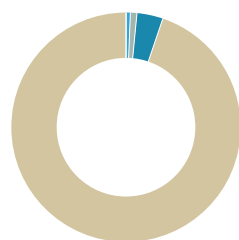
Class A **DYAPX**

Class C **DYCPX**

Class I **DYIPX**

Class Y **DYYPX**

Asset Allocation¹



■ Common Stock; Foreign 94.80%
 ■ Net Cash (Liabilities) 3.68%
 ■ Preferred Stock (Non-Convertible); Foreign 0.92%
 ■ Mutual Funds; Domestic 0.58%
 ■ Short Term 0.03%

Top Ten Holdings¹

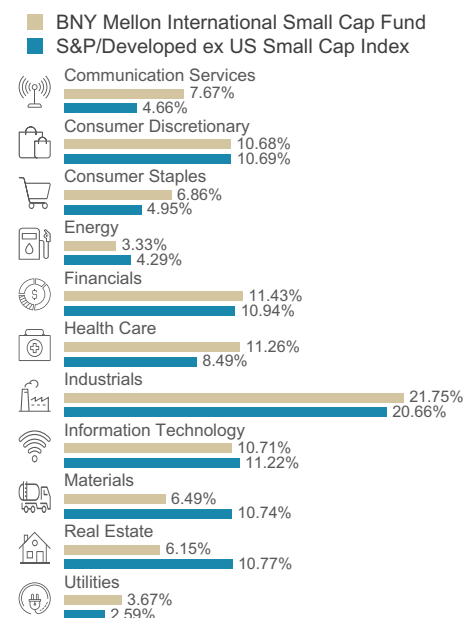
Eiffage SA	3.07%
Italgas SpA	2.75%
Internet Initiative Japan	2.65%
Scandinavian Tobacco Group	2.19%
Eurofins Scientific	2.18%
Rheinmetall AG	2.04%
DWS Group	1.99%
ASM International NV	1.98%
SCREEN Holdings	1.95%
Teleperformance	1.85%

The holdings listed should not be considered recommendations to buy or sell a security. Large concentrations can increase share price volatility.

Top Country Exposures¹

Japan	20.06%
United Kingdom	12.80%
France	11.67%
Germany	8.25%
Australia	8.08%
Canada	6.67%
Italy	5.89%
Denmark	3.75%
Switzerland	3.69%
Netherlands	3.38%

Sector Allocation^{1,2}



Portfolio Management

The fund's investment adviser is BNY Mellon Investment Adviser, Inc. (BNYM Investment Adviser). BNYM Investment Adviser has engaged its affiliate, Newton Investment Management North America LLC (Newton), to serve as the fund's sub-adviser. The fund is managed by a team of portfolio managers who are members of the Global Equity team at Newton. The team member who is primarily responsible for managing the fund's portfolio is James A. Lydotes, CFA. Mr. Lydotes has been primary portfolio manager of the fund since January 2015. Lydotes is a managing director and senior portfolio manager for the Global Equity team at Newton.

Investors should consider the investment objectives, risks, charges and expenses of a mutual fund carefully before investing. To obtain a prospectus, or a summary prospectus, if available, that contains this and other information about a fund, contact your financial professional or visit im.bnymellon.com. Read the prospectus carefully before investing. Investors should discuss with their financial professional the eligibility requirements for Class I and Y shares, which are available only to certain eligible investors, and the historical results achieved by the fund's respective share classes.

BNY Mellon Investment Adviser, Inc., Newton Investment Management North America, LLC and BNY Mellon Securities Corporation are subsidiaries of The Bank of New York Mellon Corporation. BNY Mellon is the corporate brand of The Bank of New York Mellon Corporation.

¹Portfolio composition is as of 3/31/2022 and is subject to change at any time. ²Source: Newton.

Risks: Equities are subject to market, market sector, market liquidity, issuer, and investment style risks, among other factors, to varying degrees. Investing in **foreign denominated and/or domiciled securities** involves special risks, including changes in currency exchange rates, political, economic, and social instability, limited company information, differing auditing and legal standards, and less market liquidity. These risks generally are greater with emerging market countries. **Small and midsized company stocks** tend to be more volatile and less liquid than larger company stocks as these companies are less established and have more volatile earnings histories. *Recent market risks include pandemic risks related to COVID-19. The effects of COVID-19 have contributed to increased volatility in global markets and will likely affect certain countries, companies, industries and market sectors more dramatically than others. To the extent the fund may overweight its investments in certain countries, companies, industries or market sectors, such positions will increase the fund's exposure to risk of loss from adverse developments affecting those countries, companies, industries or sectors.*

The information being provided is general information about our firm and its products and services. It should not be construed as investment advice or a recommendation with respect to any product or service and should not serve as a primary basis for investment decisions. Please consult a legal, tax or financial professional in order to determine whether an investment product or service is appropriate for a particular situation.